


Kalamazoo College 2009 CIRP The Freshman Survey (TFS)

What does the CIRP
(**C**ooperative **I**nstitutional **R**esearch **P**rogram)

The Freshman Survey

tell us about incoming 'K' students, what
brought them here, and what they might
expect to do while at 'K'?

"Very Highly Selective" Comparison Group

 <small>COOPERATIVE INSTITUTIONAL RESEARCH PROGRAM AN ASSOCIATION OF COLLEGE AND UNIVERSITY STUDENTS</small>		2009 CIRP Freshman Survey List of Participating Institutions	
Private/Nonsectarian 4yr Colleges - very high selectivity		Private/Nonsectarian 4yr Colleges - very high selectivity (continued)	
1135 Amherst College	MA *	1272 Kalamazoo College	MI *
1141 Babson College	MA *	632 Knox College	IL
1735 Bard College	NY	2947 Lawrence University	WI *
1042 Bates College	ME *	2194 Lewis & Clark College	OR *
2631 Beloit College	WI *	2765 Middlebury College	VT *
2751 Bennington College	VT *	1177 Mount Holyoke College	MA
1043 Bowdoin College	ME *	2084 Oberlin College	OH
2236 Bryn Mawr College	PA	207 Occidental College	CA *
2237 Bucknell University	PA *	2209 Reed College	OR *
1327 Carleton College	MN *	2413 Rhode Island School of Design	RI *
147 Claremont McKenna College	CA *	246 Scripps College	CA *
1151 Clark University	MA *	1189 Smith College	MA
1044 Colby College	ME *	2336 Swarthmore College	PA
1749 Colgate University	NY	1884 Union College-Schenectady	NY *
319 Colorado College	CO *	2844 University of Puget Sound	WA *
356 Connecticut College	CT	1891 Vassar College	NY
2247 Dickinson College	PA *	2828 Washington and Lee University	VA *
2446 Furman University	SC	1894 Webb Institute	NY *
834 Grinnell College	IA *	384 Wesleyan University	CT *
1776 Hamilton College	NY *	1211 Wheaton College-Norton	MA *
180 Harvey Mudd College	CA	2867 Whitman College	WA *
2267 Haverford College	PA *	2215 Willamette University	OR *
644 Illinois Institute of Technology	IL	1213 Williams College	MA *

Characteristics of 'K' First-Year Students

- SAT Verbal 655 **667**; Math 656 **668**; Writing 650 **669**
- ACT Composite 28 **29**
- Average grade in high school – 75% A/A-
- Number of AP exams taken – 62% 1 to 4
- Studied did homework – 33%***41** 11 or more hours
- Distance between 'K' and home – 43% 100 to 500 miles
- Highest degree planned – 33% PhD; 18% MD; 6% JD
- High school racial comp. – 55% mostly wht; 26% ca ½ wht
- Current religious preference – 37%**42** None; 18% RomCath; 7%**9** Jewish

Characteristics of 'K' First-Year Students

- Was bored in class – 34% Frequently; 62% Occasionally
- Skipped school/class – 65% not at all
- Was a guest in teacher's home – 71% not at all
- Drank beer – 56%***44** not at all
- Drank wine or liquor – 46% not at all
- Partied less than one hour/wk – 56%***36**
- Felt overwhelmed with what I had to do – 91% Freq/Occ
- Felt depressed – 54% Freq/Occ
- Played musical instrument – 52% Freq/Occ

Characteristics of 'K' First-Year Students

- Asked teacher for advice after class – 93% Freq/Occ
- Socialized with someone of another racial/ethnic group
97% Freq/Occ
- Performed volunteer work – 91% Freq/Occ
- Performed community service as part of class
54% Freq/Occ
- Asked questions in class – 99% Freq/Occ
- Political views – 49% Liberal; 34% middle-of-the-road
Men 44% Lib/38% motr; Women 53%Lib/31%motr

Characteristics of 'K' First-Year Students

- There is too much concern in the courts for the rights of criminals – 62% disagree somewhat or strongly
- Abortion should be legal – 75% agree somewhat or strongly
- Marijuana should be legalized – 54% Agree some/strong
- Racial discrimination is no longer a major problem in America – 90% *84 Disagree somewhat or strongly
- Same sex couples should have the right to legal marital status – 81% *86 Agree somewhat or strongly

Factors Affecting College Choice

- I was accepted by my first choice – 77%
- 'K' was my first choice – 62%
- I was offered financial assistance – 70%*44
- I was not offered financial assistance by 1st choice – 13%*6
- My parents wanted me to come here – 14%
- 'K' has a very good academic reputation – 83%
- 'K' has a good reputation for social activities – 21%*39
- 'K' grads are admitted to top graduate programs – 62%*45
- 'K' grads get good jobs – 66%*55
- Rankings in national magazines – 28%

CIRP Constructs are designed to capture the experiences and outcomes institutions are often interested in understanding, but that present a measurement challenge because of their complex and multifaceted nature. To measure these broad underlying areas more precisely, folks at CIRP use Item Response Theory (IRT) to combine individual survey items into global measures that capture these areas. CIRP Constructs are more than a summation of related items; IRT uses response patterns to derive construct score estimates while simultaneously giving greater weight in the estimation process to survey items that tap into the construct more directly. This results in more accurate construct scores.

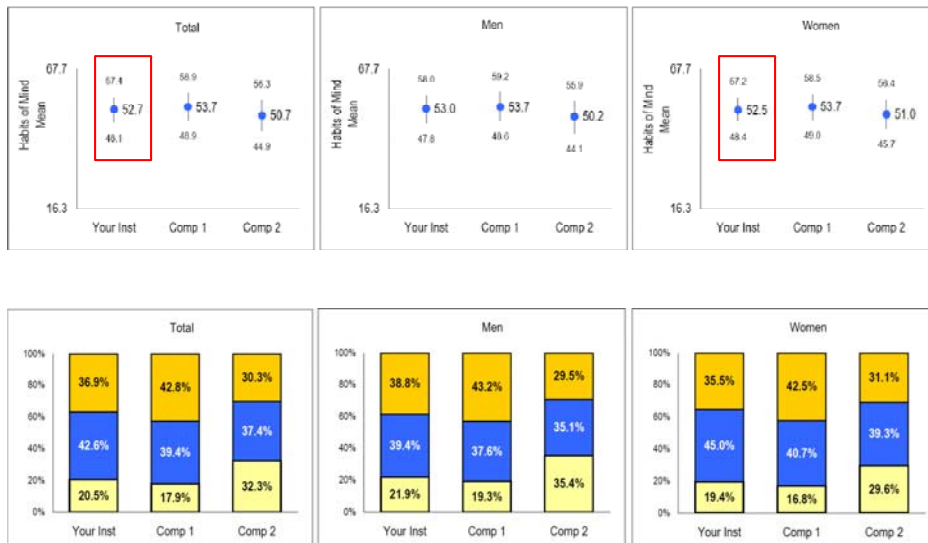
Habits of Mind

Survey items

How often in the past year did you:

- * Seek solutions to problems and explain them to others
- * Support your opinions with a logical argument
- * Seek alternative solutions to a problem
- * Evaluate the quality or reliability of information you received
- * Seek feedback on your academic work
- * Ask questions in class
- * Take a risk because you felt you had more to gain
- * Explore topics on your own, even though it was not required for a class
- * Accept mistakes as part of the learning process
- * Revise your papers to improve your writing
- * Look up scientific research articles and resources

Habits of Mind



Academic Self-Concept

Survey items

Rate yourself on each of the following traits as compared with the average person your age:

- * Academic ability
- * Self-confidence - intellectual
- * Drive to achieve
- * Mathematical ability

Academic Self-Concept



Social Self-Concept

Survey items

Rate yourself on each of the following traits as compared with the average person your age:

- * Leadership ability
- * Public speaking ability
- * Popularity
- * Self-confidence - social

Social Self-Concept



Pluralistic Orientation

Survey items

Rate yourself on each of the following traits as compared with the average person your age:

- * Ability to work cooperatively with diverse people
- * Tolerance of others with different beliefs
- * Openness to having my views challenged
- * Ability to discuss and negotiate controversial issues
- * Ability to see the world from someone else's perspective

Pluralistic Orientation



Social Agency

Survey items

Indicate the importance to you personally of each of the following:

- * Participating in a community action program
- * Helping to promote racial understanding
- * Becoming a community leader
- * Influencing social values
- * Keeping up to date with political affairs
- * Helping others who are in difficulty

Social Agency



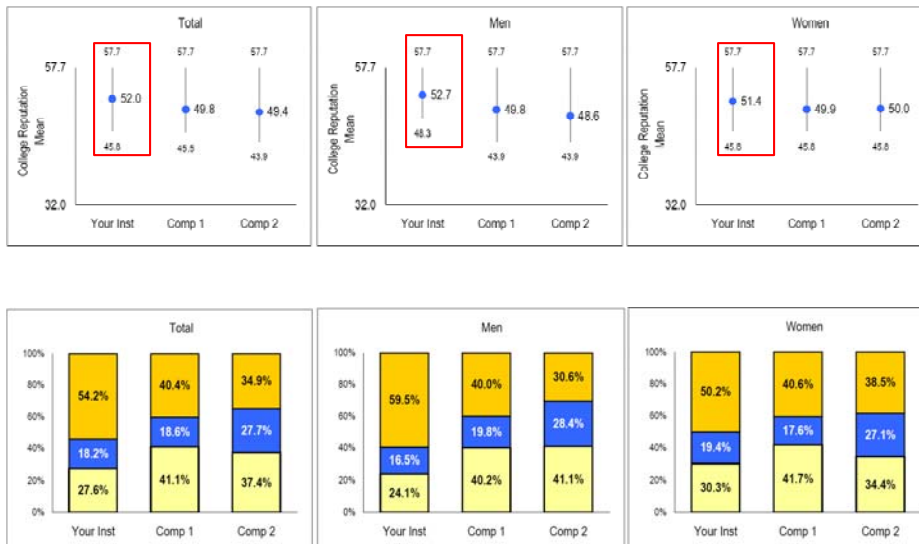
College Reputation Orientation

Survey items

How important was each reason in your decision to come here?

- * This college's graduates get good jobs
- * This college's graduates gain admission to top graduate/professional schools
- * This college has a very good academic reputation

College Reputation Orientation



Likelihood of College Involvement

Survey items

What is your best guess as to the chances that you will:

- * Socialize with someone of another racial/ethnic group
- * Participate in a study abroad program
- * Participate in volunteer or community service work
- * Participate in student government
- * Participate in student clubs/groups

Likelihood of College Involvement



Surveys are the flashlights
that lead us to where we
need to get out the shovels.

Frank Boyd, Illinois Wesleyan University

Based on these self-reports,
what are your impressions
about 'K' students?